

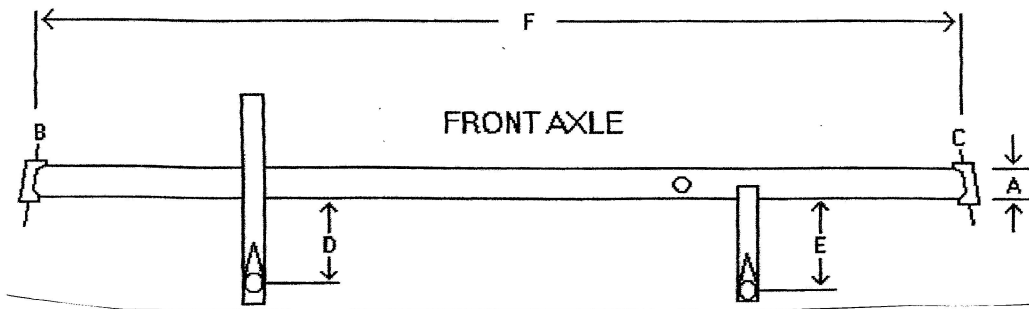


MAXIM, INC.

2709 East Ash Street
 Springfield, Illinois 62703
 Telephone 217-544-7015
 Telefax 217-544-7068

TEAM MAXIM FRONT AXLE DIAGRAM

CUSTOMER NAME: _____

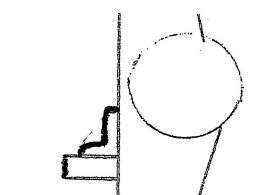
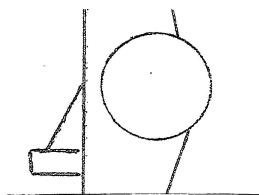


A- AXLE DIAMETER	_____ "	B- RT. SIDE CAMBER	_____ °
C- LT. SIDE CAMBER	_____ °	D- RT. SHOCK SPUD HT.	_____ "
E- LT. SHOCK SPUD HT.	_____ "	F- AXLE LENGTH	_____ "
G- RT. SIDE CASTER	_____ °	H- LT. SIDE CASTER	_____ °
I- THREADED SPUDS	_____	J- JET NUTS	_____
K- ADJ. CASTER	_____	L- ADJ. CAMBER	_____

SHOCK GUSSET OPTIONS:

STD GUSSET

HIGH CLEARANCE



SHOCK SPUD HEIGHT OPTIONS:

	<u>RT. SIDE</u>	<u>LT. SIDE</u>		<u>RT. SIDE</u>	<u>LT. SIDE</u>
2-1/4" AXLE	2"	3-1/4"	2-1/2" AXLE	1-1/2"	2"
	4-1/4"	5-1/2"		1-3/4"	2-1/2"
				2-1/2"	3-1/4"
				2-3/4"	4"